



MiniMax Bluetooth[®] Speaker



Quick installation Guide

Introduction

MiniMax is possibly the World's smallest in size Bluetooth® Wireless speaker with crystal clear and amazing sound. It is a beautifully designed speaker with a built in battery, presents a wireless music and call streaming with its noise cancellation mic. With Bluetooth® 3.0 wireless technology, MiniMax let you to connect between the smartphone, iPad®/ tablet, PC notebook and portable devices within 10 meters. Take MiniMax, place it literally anywhere and enjoy the freedom of music, presented in a modern range of colors that will brighten up your style.

Specification

Bluetooth®:	Version 3.0
Driver:	Ø31mm 4Ω 3W
Amplifier:	Class D H6871
Input:	20MV-500MV
Frequency Band:	100Hz-20K Hz
Signal/ Noise Ratio:	≥ 85dB
THD:	≤ 10%
Operating temperature:	-10 ~ +50°C
Maximum play time:	4~5 hr
Operating distance:	10 meters
Dimension:	Ø33mm * 36mm
Weight:	43g





Features

- Bluetooth® Version 3.0
- Micro-USB charge in
- Built-in Mic
- Ultra small
- Crystal Clear sound
- On/Off button
- Accept/Redial/Reject Calls
- Volume control buttons
- Easy pairing
- 4hrs play time
- Secure portable function

Packing Contents

- MiniMax speaker *1 Pcs
- Micro-USB cable *1 Pcs
- Strap *1 Pcs
- User Guide *1 Pcs

Operation Instructions

1. Ensure the speaker is switched on
2. Press and hold  button for 3~4 seconds, you will hear a voice alert saying "Bluetooth®". The speaker will be power on and flash in blue and red alternative light. It is to connect Bluetooth® and ready for pairing.
3. Activate your Smartphone's Bluetooth® function and search for accessing Bluetooth® device with "MINIMAX".
4. Short press "▶▶", for next song; Short press "◀◀", for last song
5. Long press "▶▶", volume increase; Long press "◀◀", volume decrease.
6. Short press , for hands-free microphone function.
7. Short press  button, for pause and play.
8. Long press  button, power on/off.
9. Can play music by link to mobile phone, MP3, MP4, PC, IPOD and other audio devices, if your devices have 3.5mm socket.
10. Built in rechargeable lithium battery, it can be charged by the micro USB cable.

Voice Alert

Switch on:	Bluetooth®
Pairing mode:	Pairing
Device connected:	Connected
Pairing disconnected:	Disconnected
Receive incoming call:	Calling
Already max volume:	Maximum Volume
Low battery:	Low battery
Power off:	Power off

Product Safety and Usage Warnings

1. Always charge with provided original Micro-USB charger.
2. Please do not attempt to disassemble this product, it is possible to result in short-circuit or even damage.
3. The product should be kept in dry and ventilated environment, please avoid high humidity and high temperature.
4. Please do not use organic solvent to clean product surface.
5. Please keep the product away from little children.
6. Please do not drop, knock or shake the mini-one.
7. Rough handling can break internal circuit boards and mechanics.
8. Batteries should not be exposed to excessive heat or direct sunlight.
9. Keep the surface clean.