



Gigabit Ethernet Switch 8-Port 10/100/1000Mbps, 2 Combo SFP Open Slot



Quick Installation Guide (DN-80065)

FCC Warning

This device has been tested and found to comply with limits for a Class A digital device, pursuant to Part 2 and 15 of FCC Rules.

These limits are designed to provide reasonable protection against harmful interference when the equipment is operated in a commercial environment. This equipment generates and radiates radio frequency energy and, if not installed and used in accordance with the user's manual, it may cause interference in which case users will be required to correct interference at their own expenses.

CE Warning

This is a Class A product. In a domestic environment, this product may cause radio interference in which case the user may be required to take adequate measures.

Introduction

The Switch provides 8 10/100/1000Mbps NWAY RJ-45 ports and can support 2 Combo Gigabit SFP. It is designed for the easy installation and the high performance in an environment where traffic is on the network and the number of user is increased continuously. With the newest Gigabit chip set, Gigabit Ethernet switch can fully support the highest speed without hanging on the problem even when Full-Duplex is full loaded.

The switch also provides an automatic crossover detective functionality on each port. It is simple and friendly to up-link to another switch without a crossover cable.

This is specifically designed for medium to large workgroups. The switch can be installed where space is limited; moreover it provides smooth network migration and is easy to upgrade to the network capacity.

Key Features

- Complies with the IEEE 802.3 Ethernet, IEEE802.3u Fast Ethernet and IEEE 802.3ab/z Gigabit Ethernet Standards
- Provides 8-port 10/100/1000Mbps and 2 Combo Gigabit SFP Open Slot
- Non-blocking & Non-head-of-line blocking full wire speed forwarding
- Store-and-forward operation support
- Embedded 176K Bytes packet buffer
- Provides 8K MAC address entry
- Supports broadcast storm filtering
- All ports provide Auto-Negotiation and Auto-MDI/ MDI-X functions
- Supports flow control: back pressure for Half-duplex and IEEE 802.3x for Full-duplex mode
- Smart plug & play



Package Contents

Before you start to install this Switch, please verify your package contain the following items:

- One Gigabit Ethernet Switch
- One AC Power Cord
- One User's Manual
- 19" Rack-Mount Kit



Gigabit Switch



Power Cord



Rack-Mount Kit



Note: If any item is missing or damaged, please contact your local supplier for replacement.

Front Panel (LEDs)

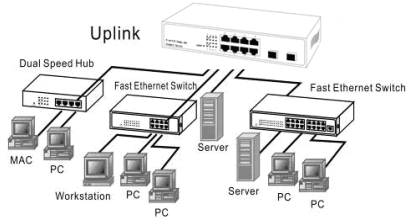
LED Indicators of 8 Port + 2 Combo Gigabit SFP Gigabit Ethernet Switch

| LED | Status | Description | No. Of LED |
|------------|----------|----------------------------|------------|
| Power | On | Power on | Power |
| 1000M | On | Link 1000Mbps | 8 (1~8) |
| Link/ ACT | On | Link | 8(1~8) |
| | Flashing | Data activating | 8 (1~8) |
| SFP status | On | SFP Module is connected | 7FX,8FX |
| | Off | SFP Module is disconnected | 7FX,8FX |

Connections

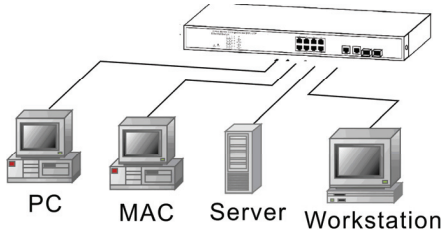
Switch/Hub to this 8 Port with 2 Combo SFP Gigabit Ethernet Switch

This switch provides an automatic crossover detective functionality for UTP port. It is simple and friendly to up-link to another switch without a crossover cable.



PC/Other devices to this 8 Port + 2 Combo SFP Gigabit Ethernet Switch

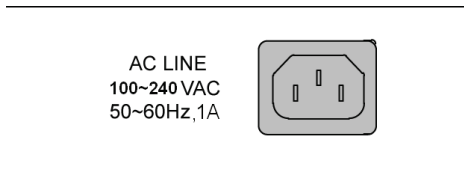
Via a twisted pair cable straight through, this switch can be connected to PCs, servers and other network devices.



Rear Panel (Power)

AC input

AC input (100~240V/AC, 50~60Hz)



Technical Specifications

| | |
|--------------------------------|--|
| Standards | IEEE 802.3 10BaseT IEEE 802.3u 100BaseTX IEEE 802.3ab 1000BaseT IEEE 802.3z 1000BaseX IEEE 802.3x Flow control |
| Features | Number of Ports: 10/100/1000BaseTX with RJ-45 Connectors: 8 Combo SFP Open Slots: 2 MAC Address: 8K Buffer Memory: 176K Bytes Method: Store and Forward |
| Filtering/ Forwarding Rates | 1000Mbps port – 1,488,000pps 100Mbps port – 148,800pps 10Mbps – 14,880pps |
| Transmission Media | TP: 1000BaseT Cat. 5, 5E, 6 UTP/STP, up to 100 m 1000BaseSX: 62.5/125µm Multi Mode Fiber optic cable, up to 220 m 50/125µm Multi Mode Fiber optic cable, up to 550 m 1000BaseLX: 9/125µm Single Mode Fiber optic cable |
| LED Indicators | Per Port: 1000M, LINK/ACT Per Unit: Power |
| Power Requirement | 100~240V/AC, 50~60Hz |
| Power Consumption | 12 Watts (Max) |
| Dimensions | 228 × 124 × 44 mm (W x D x H) |
| Weight | 1.4 kg |
| Operating Temperature | 0 to 45° |
| Storage Temperature | -20 to 90° |
| Humidity | 10 to 90% RH (non-condensing) |
| Certifications | FCC Class A, CE |

