



USER MANUAL

## VGA EXTENDER



DC-53101



DC-53401



DC-53501/DC-53601/DC-53701



DC-59301 (Remote)



DC-59302 (Remote)

### **Package Contents for DC-53101**

- VGA Local Unit
- VGA Remote Unit
- 1 user manual
- 2 power adapter DC 12V/600mA
- 1 VGA 1.2M cable (HD-15 Male to Male)

### **Package Contents for DC-53401**

- VGA Local 1+1 Unit
- VGA Remote Unit
- 1 user manual
- 2 power adapter DC 12V/600mA
- 1 VGA 1.2M cable (HD-15 Male to Male)

### **Package Contents for DC-53501**

- VGA Local 1+2 Unit
- 1 user manual
- 1 power adapter DC 12V/600mA
- 1 VGA 1.2M cable (HD-15 Male to Male)

### **Package Contents for DC-53601**

- VGA Local 1+4 Unit
- 1 user manual
- 1 power adapter DC 12V/600mA
- 1 VGA 1.2M cable (HD-15 Male to Male)

### **Package Contents for DC-53701**

- VGA Local 1+8 Unit
- 1 user manual
- 1 power adapter DC 12V/600mA
- 1 VGA 1.2M cable (HD-15 Male to Male)

### **Package Contents for DC-59301/DC-59302**

- VGA Remote Unit
- 1 user manual
- 1 power adapter DC 12V/600mA

Any thing missed, please contact with your vendor.

## Features


- Through the VGA Extender, you can use one PC to display identical image and extension of VGA signal up to 180 meter or by using DC-59302 up to 300 meter on monitors.
- Equalization length is adjustable.
- VGA signal gain is adjustable.

## Specifications

	<b>DC-53101</b>	
<b>Function</b>	<b>Local Unit</b>	<b>Remote Unit</b>
VGA In/Out Connector	HD-15 Female x 1	
RJ-45 Connector	1	
Max. Resolution	1280x1024 60Hz	
Cable Distance	180 m (Max.)	
Power Adapter (Min.)	DC 12V 600mA	
Housing	Metal	
Weight	135g	140g
Dimensions (LxWxH) mm	92x34x22	

<b>Function</b>	<b>DC-53401</b>	<b>DC-53501</b>	<b>DC-53601</b>	<b>DC-53701</b>
VGA In Connector	HD-15 Female x 1			
VGA Out Connector	HD-15 Female x 1			
RJ-45 Connector	1	2	4	8
Max. Resolution	1280x1024 60Hz			
Cable Distance	180 m / 300 m (mit DC-59301 / DC-59302)			
Power Adapter (Min.)	DC 12V 600mA			
Housing	Metal	Aluminum		
Weight	290g	230g	247g	345g
Dimensions (LxWxH) mm	118x75x29	130x83.5x29.5		200x83.5x29.5


## LOCAL FRONT VIEW




DC-53101



DC-53401



DC-53601




DC-53701

1. CAT.5 (RJ-45 Connector)
2. Power LED
3. Power jack


## LOCAL REAR VIEW



DC-53701



DC-53401



DC-53501 / DC-53601



DC-53701

1. VGA In (HD-15 Female Connector)
2. VGA Out (HD-15 Female Connector)
3. Power LED
4. Power jack

## REMOTE FRONT VIEW



DC-59301/DC-59302

DC-59301/DC-59302

1. Power jack
2. Power LED
3. CAT.5 (RJ-45 Connector)

## REMOTE REAR VIEW



1. VGA Out (HD-15 Female Connector)

## REMOTE BOTTOM VIEW



DC-59301/DC-59302

1. EQ – Equalization length adjust (Adjust it and weak characters be sharp)
2. GAIN – Adjust brightness

**Note:** The DC-59301 is part of the article DC-53101 and DC-53401!

But for the articles DC-53501, DC-53601 and DC-53701 a remote control (DC-59301 / DC-59302) has to be bought separately.

## Installation

1. Turn off the PC.
2. Connect VGA-Extender Local Unit HD-15 female input connector with HD-15 male to male cable from PC.
3. Connect VGA-Extender Local Unit HD-15 female output connector with HD-15 male to male cable from monitor.
4. Connect the VGA-Extender Local and Remote Unit with CAT.5 cable.
5. Connect VGA-Extender Remote Unit HD-15 female connector with HD-15 male to male cable from monitor.
6. Connect the power cord each side.
7. Turn on the monitor and PC.

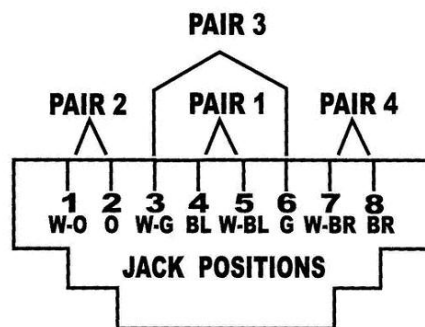
## Distances and Resolutions for CAT.5/5E and CAT.6 cables

CAT 5/5e	50 m	2048 × 1536
	100 m	1280 × 1024
	180 m	1024 × 768
	200 m	800 × 600
	300 m	640 × 480
CAT 6	30 m	1920 × 1440
	50 m	1280 × 1024
	100 m	800 × 600

PS. We suggest to use CAT.5 cable because the performance is better than others.

## Wiring Information & Coding

Conductor Identification	RJ45 Pin Assignment	Color Code for Conductor
Pair 1	5	White-Blue
	4	Blue
Pair 2	1	White-Orange
	2	Orange
Pair 3	3	White-Green
	6	Green
Pair 4	7	White-Brown
	8	Brown



Additional Options for longer distances:

For transmitted RGB signals over Cat 5 cable with more than 150 meter the skew delay becomes significant and a correction is necessary. Below 150 meter the delay is negligible.

This unit DC-59100 allows a perfect skew delay correction of the video signals for a brilliant and sharp picture.



© Assmann Electronic GmbH. All rights reserved.

**Trademarks:**

All the companies, brand names, and product names referred to this manual are the trademarks or registered trademarks belonging to their respective companies.